

**"Service is the rent we pay to be living."  
-Marian Wright Edelman**

**Thank you for serving!**

**Safety First!**

Children have the right to be safe at all times. The safety of the children in our program is our #1 priority. We expect everyone associated with the Centre County Youth Service Bureau to support children's safety and well-being.

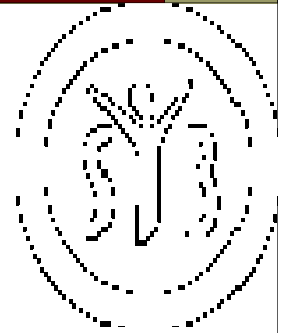
**Inside this issue:**

Upcoming Events	1
Back to School...	1
Fall Activity Ideas	2
Halloween Jokes	2
Jodi's story	2
Fall Food Recipes	3
Fun and Games	4

410 S. FRASER ST.  
STATE COLLEGE, PA 16801



# Big News - Oct. '08



**Upcoming Activities!  
Don't forget to call 814.237.5371 to sign up!**


*Millbrook Marsh Field  
Stream Study*

- ⇒ Monday, Oct. 13 from 4:30 p.m.-6:00 p.m.
- ⇒ Available to children ages 8-12
- ⇒ Meet at the Marsh
- ⇒ Bring a towel and shoes appropriate for the water. (No flip flops!)



*Games and Puzzles  
at the Village*

- ◆ Monday, Oct. 27 at 4:00 p.m. at the Village
- ◆ Join us for a fun time with the members of the Village!
- ◆ The Atrium at the Village  
160 Lions Hill Rd.  
State College, PA  
16803



## Back to School...

Students in Centre County returned to school last month, and for many of them, this experience can bring excitement, happiness, and of course, anxiety. For many students, going back to school can be a nerve-racking time. Whether it's having to make new friends,

nervousness about classes and homework, or fear of bullying (a growing concern in many schools today). Take the time to talk to your Little and ask them how their new school year is going. Be attuned to negative feelings they may have regarding school. Help with homework if they ask for

it. Sympathize with their emotions – we were all there once, too! And of course, contact your case manager if you feel as though your Little may benefit from additional help or services.





*“A fallen leaf  
is nothing  
more  
than a  
summer’s  
wave good  
bye.”*



“Just before the death of  
flowers  
And before they are  
buried in snow  
There comes a festival  
season  
When nature is all  
aglow.”

## Fun, low-cost (or free) activities for fall...

- \*Take a hike in Rothrock State Forest
- \*Visit the State College Farmers Market (Fridays 11:30-5:30 through November 21st)
- \* Take a walk in the park and collect fallen leaves
- \*Carve pumpkins together
- \*Take your Little to the Palmer Art Museum on PSU’s campus  
<http://www.psu.edu/dept/palmermuseum/>
- \*Take your Little to a PSU football game (oftentimes YSB gets ticket donations, and emails will be sent out)
- \*Visit the SC Annual Fall Festival and 3rd Annual Chili Cook-Off on October 11
- \*Visit Way Fruit Farm Oct. 11 or Oct. 18 for the Annual Apple Festival
- \*Cook/Bake fall-themed foods with your Little (See recipes on page 3!)

This story can fit 100-150 words.

The subject matter that appears in newsletters is virtually endless. You can include stories that focus on current technologies or innovations in your field.

You may also want to note business or economic trends, or make predictions for your customers or clients.

If the newsletter is distributed internally, you might comment upon new procedures or improvements to the business. Sales figures or earnings will show how your business is growing.

Some newsletters include a column that is updated every issue, for instance, an advice column, a book review, a letter from the

president, or an editorial. You can also profile new employees or top customers or vendors.

## Halloween Jokes to Share with your Little...

- \*Why didn’t the skeleton dance at the party?  
He had no *body* to dance with.
- \*Why did the vampire need mouthwash?  
Because he had BAT breath!
- \*What do witches put on their hair?  
Scare spray!
- \*Who did Frankenstein take to the Prom?  
His ghou! friend!
- \*Where do ghosts mail letters?  
The ghost office!
- \*What do skeletons order at the restaurant?  
Spare ribs!
- \*What do bird say on Halloween?  
Twick or Tweet!

## Pumpkin Chocolate Chip Muffins

### Ingredients:

1 cup canned pumpkin  
1/2 cup packed brown sugar  
1/4 cup melted butter  
2 eggs  
2 cups all-purpose flour  
2 tsp. baking powder  
1/2 tsp. salt  
1/2 cup chocolate chips

1. Preheat the oven to 375 degrees. In a large mixing bowl, mix pumpkin, brown sugar, melted butter and eggs. (Use a mixer or blend by hand.)
  2. In a separate bowl, mix dry ingredients. (flour, baking powder, salt)
  3. Add the dry ingredients to the wet ingredient mixture until just combined.
  4. Stir in chocolate chips.
  5. Spoon into muffin tin lined with paper liners and bake for 20 minutes.
  6. Let cool and enjoy!
- (Makes about 1 dozen muffins, depending on size)



**These muffins make a delicious treat and making them provides quality time for you and your Little!**

## Marshmallow Sweet Potatoes Recipe

### Ingredients:

3 large sweet potatoes OR 1 29-oz. can of sweet potatoes  
1 egg  
1/3 cup sugar  
1/2 tsp. cinnamon  
1 tsp. vanilla extract  
2 cups mini marshmallows

1. Heat the oven to 350 degrees. Combine the sweet potatoes, egg, sugar, cinnamon and vanilla extract in a bowl and mix on medium speed for 2-3 minutes. (Or mix well by hand.)
2. Empty the mixture into a 2-quart, ungreased baking dish. Bake uncovered for 25 minutes.
3. Top mixture with the mini marshmallows and bake for an additional 5 minutes.
4. Let cool and enjoy!




**This Sweet Potato Dish makes a great side with any fall meal!**

## Apple Crumble Recipe

### Ingredients:

5 apples  
1 cup rolled oats  
2/3 cup brown sugar  
1/2 cup all-purpose flour  
6 tbsp. butter  
1 tsp. cinnamon  
1/4 tsp. salt  
1/4 tsp. allspice

1. Preheat the oven to 375 degrees. Lightly butter a 9-in. square baking pan, then dust it with flour. Next, peel, core and slice the apples and arrange them in the pan.
3. In a separate bowl, blend the oats, brown sugar, cinnamon, salt and allspice until it forms a course meal. Crumble this mixture over the apple slices and bake for 35 minutes. (If needed, sprinkle 2 tbsp. apple juice over mixture).
4. Let cool and enjoy!



**This Apple Crumble would also taste delicious with a scoop of vanilla ice cream!**

## Welcome to our New Bigs!!!

Big Brothers Big Sisters  
of Centre County

410 S. FRASER ST.  
STATE COLLEGE, PA 16801  
814.237.5731

BBBS sends a BIG thank you to:



**We're on the web!**  
**[www.ccysb.com](http://www.ccysb.com)**

Name

Name

Name

BBBS wishes Happy Birthday to:

Happy Anniversary to the following matches:

### Staff Directory:

814.237.5731

Jodi Morelli	Ext. 111	<a href="mailto:jmorelli@ccysb.com">jmorelli@ccysb.com</a>
Dallas Luke	Ext. 113	<a href="mailto:dluke@ccysb.com">dluke@ccysb.com</a>
Megan Evans	Ext. 114	<a href="mailto:mevans@ccysb.com">mevans@ccysb.com</a>
Vernel Smith	Ext. 116	<a href="mailto:vsmith@ccysb.com">vsmith@ccysb.com</a>
Ben Weidler	Ext.	
Lauren Fye	Ext.	
Stephanie Whitesell	Ext.	
Randi Libby	Ext. 129	